





FOR SEPTEMBER 2019 ENTRY TO YEAR 7

This guidance sheet is provided to help parents who are deciding to apply for a selective school. The information is based on entry patterns in the last four years and the situation this year may be different. Please refer first to the 11+ score obtained by your child, then look at the information for each school.

| | |  |  |  |  | Enquiry visits |
|---|---------------------------------------|--|--|---|---|---|
| | | Some schools have a minimum pass mark. This column indicates 11+ test scores that will not be admitted. | This column indicates the lowest score obtained by any entrant in the last four years. Applications below these scores may still be worthwhile. | In the last four years every pupil with a score at this level was eventually offered a place. | This column indicates 11+ test scores that will almost certainly ensure a place is awarded. This score is calculated – based on the last four years – to be well-above what is required. | Schools are allowing parents to visit. If your child has achieved over the minimum pass mark, and you are still unsure which school to choose, you may find it helpful to revisit a school. |
| Southend High School for Boys | resident <u>in</u> priority area | below 303 | 303 | above 308 | above 309 | 18/10 2.15 - 4.00 (Tour starts at 2.30pm) No appointment necessary. |
| | resident <u>outside</u> priority area | | 319 | above 329 | above 330 | |
| Westcliff High School for Boys | resident <u>in</u> priority area | below 303 | 303 | above 303 | above 303 | 17/10 2.30 - 4.00 & 7.00 - 8.30 |
| | resident <u>outside</u> priority area | | 324 | above 333 | above 341 | |
| Southend High School for Girls | resident <u>in</u> priority area | below 303 | 303 | above 303 | above 303 | 18/10 9.00 - 11.00 No appointment necessary. Parents only. |
| | resident <u>outside</u> priority area | | 303 | above 327 | above 335 | |
| Westcliff High School for Girls | resident <u>in</u> priority area | below 303 | 303 | above 303 | above 303 | 18/10 1.45 - 4.00 By appointment only. Parents only. |
| | resident <u>outside</u> priority area | | 317 | above 336 | above 338 | |
| King Edward VI Grammar School (Boys) | inside 12.5 miles | | 334 | above 338 | above 345 | 19/10 1.35 - 3.35 Please book online via the school's website. |
| | outside priority area | | 350 | above 363 | above 370 | |
| Colchester Royal Grammar School (Boys) | | | 331 | above 337 | above 350 | 17 & 18/10 2.00 - 4.00 By appointment only |
| Colchester County High School (Girls) | | | 326 | above 330 | above 350 | 18/10 4.30 - 6.00 By appointment only |
| St Thomas More High School (Boys) <small>Places are only offered to residents within the priority area.</small> | | below 303 | 303 | above 303 | above 303 | 18 & 19/10 By appointment only |
| St Bernard's High School (Girls) | | below 303 | 303 | above 303 | above 311 | 9 - 11/10 9.30 - 11.00 |
| Shoeburyness High School (Boys & Girls) | | below 303 | 303 | above 303 | above 303 | 17 & 18/10 |

Note: All figures assume that current admission numbers had been in place for the last 4 years.